



SRI SARADA DEVI VIDYA KENDRA
SHIVANAHALLI

English

Class: 1

Week 10

1.11.2020 – 7.11.2020

Look at the letter a and letter b. Listen to the word. Say the word. Write the letters.









<div data-bbox="190 577 609 829"></div> <div data-bbox="203 892 609 976"></div> <div data-bbox="227 1018 544 1071"><p>A is pronounced as ಆ</p></div>	<div data-bbox="682 535 868 724"></div> <div data-bbox="738 756 836 808"><p>Apple</p></div> <div data-bbox="657 808 876 1008"></div> <div data-bbox="747 997 803 1050"><p>ant</p></div>	<div data-bbox="950 556 1372 777"></div> <div data-bbox="950 850 1372 1081"></div>
<div data-bbox="211 1197 592 1459"></div> <div data-bbox="203 1543 609 1627"></div> <div data-bbox="219 1680 527 1732"><p>B is pronounced as ಬಿ</p></div>	<div data-bbox="673 1207 868 1407"></div> <div data-bbox="738 1438 803 1491"><p>bag</p></div> <div data-bbox="641 1501 893 1617"></div> <div data-bbox="722 1638 787 1690"><p>bus</p></div>	<div data-bbox="950 1176 1372 1396"></div> <div data-bbox="950 1491 1372 1722"></div>



SRI SARADA DEVI VIDYA KENDRA
SHIVANAHALLI

Look at the picture. Listen to the word in the Week 10 audio. Draw a picture that relates to the word.

ಚಿತ್ರ ನೋಡು. 10ನೇ ವಾರದ ಆಡಿಯೋದಲ್ಲಿ ಪದವನ್ನು ಹೇಗೆ ಹೇಳುವುದೆಂದು ಕೇಳಿಸಿಕೊ. ಆ ಪದಕ್ಕೆ ಸಂಬಂಧಿಸಿದ ಚಿತ್ರ ಬರೆ.

Picture	Word	Draw a picture
	girl	
	boy	
	house	
	straw	
	brick	
	stick	
	pig	
	wolf	