



SRI SARADA DEVI VIDYA KENDRA

SHIVANAHALLI

Mathematics


Class: 2

Topic: Shapes around us

Date: 8.11.2020

Name:

Look at the shapes of traced objects (Watch video):





SRI SARADA DEVI VIDYA KENDRA

SHIVANAHALLI

DAY 1

1. Trace any 10 objects you like:



SRI SARADA DEVI VIDYA KENDRA

SHIVANAHALLI

2. Draw the shape of each object:








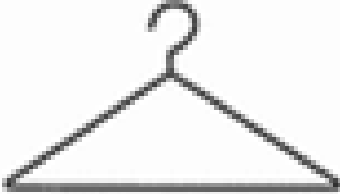




SRI SARADA DEVI VIDYA KENDRA

SHIVANAHALLI

DAY 2

3. Match the shapes:


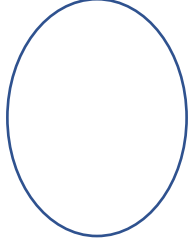

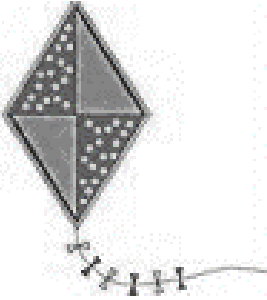




SRI SARADA DEVI VIDYA KENDRA

SHIVANAHALLI

DAY 3

4. Draw the shapes and colour :

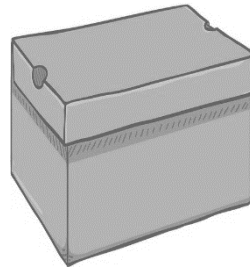




SRI SARADA DEVI VIDYA KENDRA

SHIVANAHALLI

DAY 4

5. Match similar (ಸಮಾನ ರೂಪದ) shapes:






SRI SARADA DEVI VIDYA KENDRA

SHIVANAHALLI

6. Join similar (ಸಮಾನ ರೂಪದ) shapes:



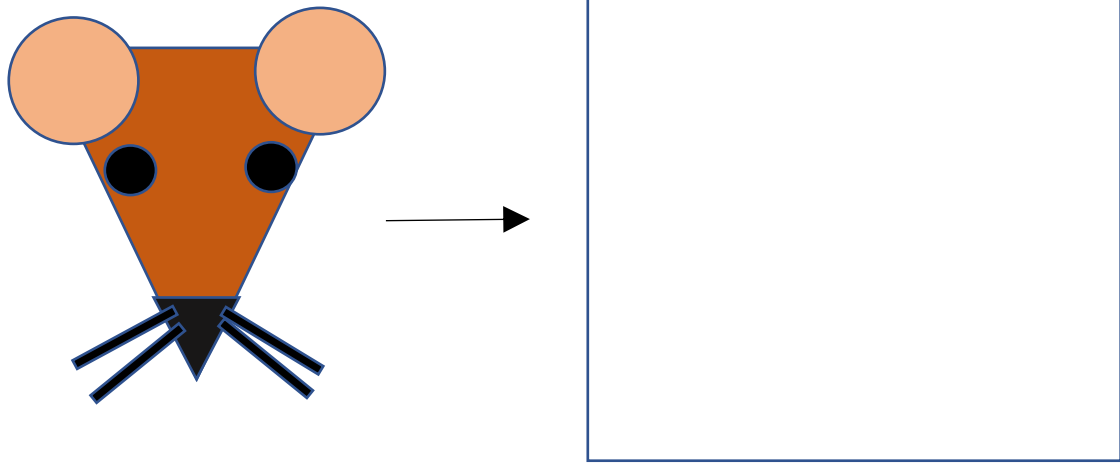


SRI SARADA DEVI VIDYA KENDRA

SHIVANAHALLI

DAY 5

7. Draw mouse using shapes:



8. Draw any picture using any shapes:

