



SRI SARADA DEVI VIDYA KENDRA
SHIVANA HALLI
Mathematics

Class: 2

Topic: 12

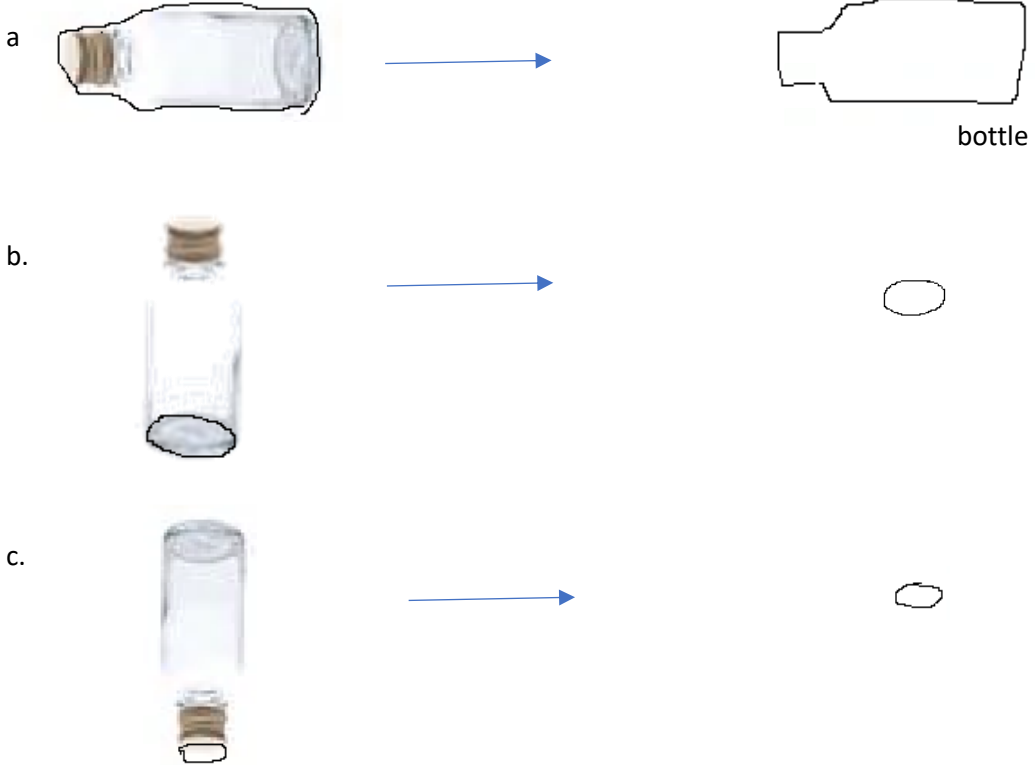
Shapes around us II

Date: 18.11.2020

1. You have traced objects last week.
Look at this object.



This is a bottle. Trace the outline of the bottle.



Now, you collect 5 things (ವಸ್ತು), like pencil box, toy (ಆಟದ ಸಾಮಾನು), bowl(ಬಟ್ಟಲು), leaf(ಎಲೆ), matchbox (ಬೆಂಕಿ ಪೆಟ್ಟಿಗೆ), coin (ಹಣ) or anything you like:

Trace the shape of each object from different sides: (ಒಂದೇ ವಸ್ತುವಿನ ಆಕಾರವನ್ನು ಬೇರೆ ಬೇರೆ ಕಡೆಯಿಂದ ಟ್ರೇಸ್ ಮಾಡಿ).






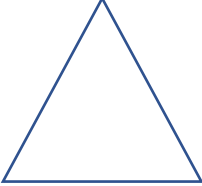



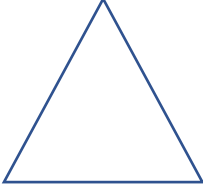

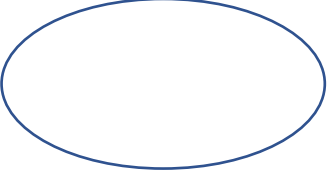


**SRI SARADA DEVI VIDYA KENDRA
SHIVANAHALLI**

Trace here. Write the name of the things.



SRI SARADA DEVI VIDYA KENDRA
SHIVANAHALLI

2. Match the object and the shape:

a. 	
b. 	
c. 	
d. 	
e. 	
f. 	

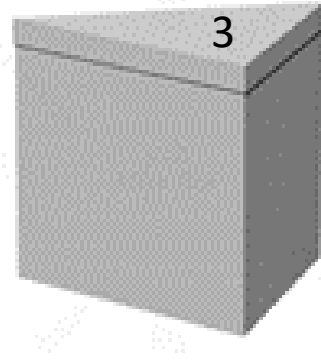
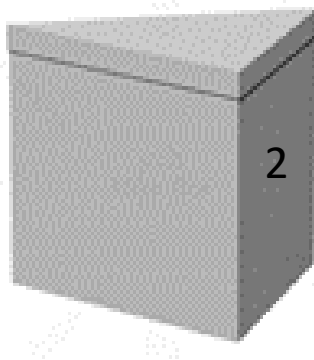
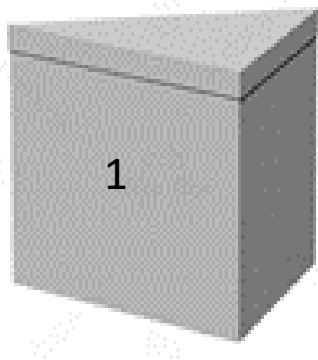
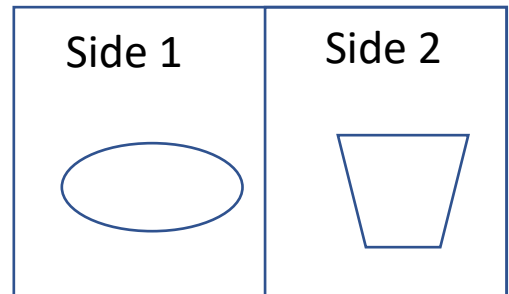


SRI SARADA DEVI VIDYA KENDRA
SHIVANAHALLI

3. Look at the box.

Draw the shape of the numbered side. (audio)

e.g:













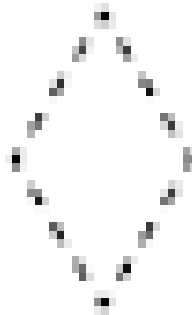

Side 1	Side 2	Side 3



SRI SARADA DEVI VIDYA KENDRA
SHIVANAHALLI

4. Trace the shapes

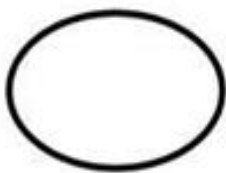








.....



5.

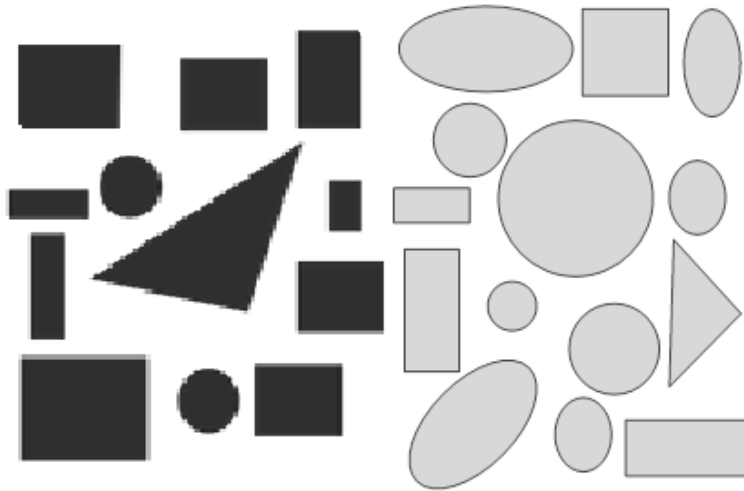
TRACE THE SHAPES





SRI SARADA DEVI VIDYA KENDRA
SHIVANAHALLI

6. How many in each shape?



a. How many  ? _____.

b. How many  ? _____.

c. How many  ? _____.

d. How many  ? _____.