




SRI SARADA DEVI VIDYA KENDRA
SHIVANAHALLI
MATHEMATICS

Class: 2


Topic: Long and Round

chapter 14

Look at the picture.



Long



Round


1) a) Draw long objects

b) Draw round objects



SRI SARADA DEVI VIDYA KENDRA
SHIVANAHALLI

2) Select only long objects.



3) Circle round objects



4) Colour long objects



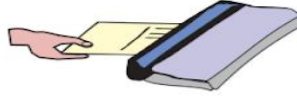


5) List the long and round objects which you see in your surrounding

Long objects	Round objects

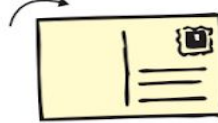
How Strong is a Postcard?

Hold a postcard from one corner. If you keep a book on it, can it hold the book?




Now try this.

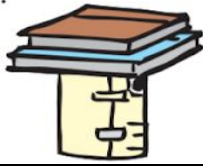
1. Roll a postcard to make a pipe.



2. Use tape to stick the ends together.



3. Put a book on it. Does it hold it? See how many books it can hold.










Instead of postcard you can
use cardboard etc /
ಪೋಸ್ಟ್‌ಕಾರ್ಡ್‌ಗೆ ಬದಲಾಗಿ ನೀವು ರಟ್ಟು
ಇತ್ಯಾದಿಗಳನ್ನು ಬಳಸಬಹುದು

6) Complete questions on pg no: 4



SRI SARADA DEVI VIDYA KENDRA
SHIVANAHALLI

7) Is the object long or round?

	Long
	
	
	
	
	
	

8) Collect long and round objects and bring it. You can use newspaper bag to bring.
ಉದ್ದ ಮತ್ತು ದುಂಡಗಿನ ವಸ್ತುಗಳನ್ನು ಸಂಗ್ರಹಿಸಿ ತನ್ನಿ ತರಲು ನೀವು ವೃತ್ತಪತ್ರಿಕೆ ಚೀಲವನ್ನು ಬಳಸಬಹುದು.