



# WORKSHEET

## DAY 1



Tick(✓) more.

<p>More <input checked="" type="checkbox"/></p>	<p>Less <input type="checkbox"/></p>
---	--------------------------------------

Tick(✓) more.

<p><input type="checkbox"/></p>	<p><input type="checkbox"/></p>
---------------------------------	---------------------------------

Tick(✓) less.

<p><input type="checkbox"/></p>	<p><input type="checkbox"/></p>
---------------------------------	---------------------------------


Tick(✓) more.

<p><input type="checkbox"/></p>	<p><input type="checkbox"/></p>
---------------------------------	---------------------------------

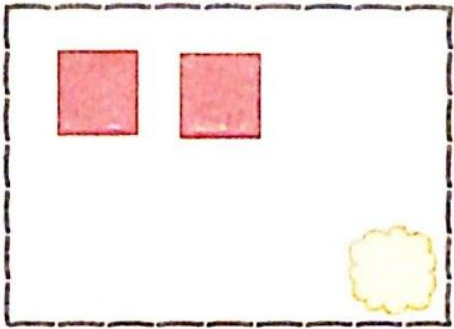
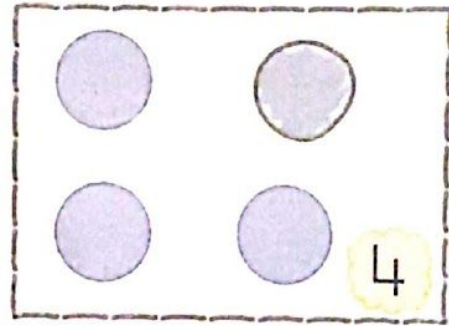


## DAY 2



Draw and make both sides equal





=




=



=



=





## DAY 3

a. Write the numbers in words

1	_____
2	_____
3	_____
4	_____
5	_____
6	_____
7	_____
8	_____

b. Write the number:

1. Ten \_\_\_\_\_

2. Seven \_\_\_\_\_

3. Nine \_\_\_\_\_

4. Three \_\_\_\_\_

5. Five \_\_\_\_\_



## DAY 4

Colour the animals and write the number of animals

1.




\_\_\_\_\_

2.




\_\_\_\_\_

3.



\_\_\_\_\_

4.



\_\_\_\_\_

5.



\_\_\_\_\_



## DAY 5

a.

Fill in the missing numbers

1		3			6	7		9	
---	--	---	--	--	---	---	--	---	--

	12			15		17			20
--	----	--	--	----	--	----	--	--	----

b. Fill in the blanks:

1. 20, 19, \_\_\_\_, \_\_\_\_, 16, 15, \_\_\_\_.

2. 7, \_\_\_\_, 5, \_\_\_\_, \_\_\_\_, 2, \_\_\_\_.

3. Nine, \_\_\_\_, seven, \_\_\_\_, \_\_\_\_, four.

4. \_\_\_\_, five, \_\_\_\_, \_\_\_\_, two.

c. Connect the number dots and colour the picture:

