



EVS

Class: 3RD

Topic: Parts of plants

TOPIC 15

Name :

village name :

A plant is made up of parts. Each part is very important.

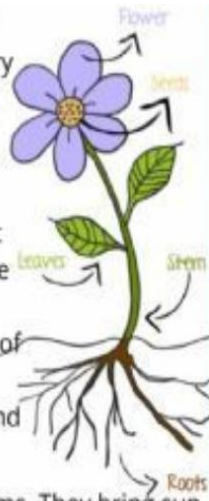
A plant starts from a small seed.

The roots are the feet and bring water to the stem.

The stem is the body of the plant. It brings water to the leaves and keeps the plant up.

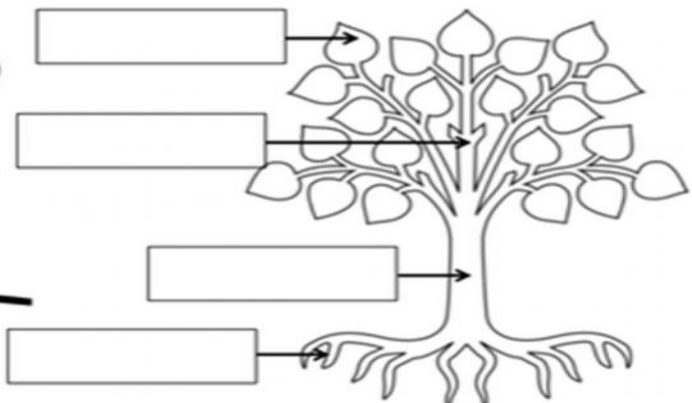

The leaves are the arms. They bring sun to the plant.

Flowers make the seeds. They can be big or small.



Identify the parts of plants

Roots	Branch	Leaf	Trunk	Stem	Petal
-------	--------	------	-------	------	-------





Parts of a Plant

Seeds



Roots



Stem



Leaf



Flower



Name the part of the plant in the pictures.



1)



2)



3)



4)



5)



6)



7)



8)



- Identify 5 flower plants from the given chart which are grown in your surroundings and write their names in english.



	FLOWER PLANTS
1	
2	
3	
4	
5	



Identify the given leaves which you eat at your home and write their names in kannada



Fenugreek



Spring
Onion



Spinach



Dill



Friendship with a plant

- Choose any plant near your home and make friends with it.

Take good care of your chosen plant friend

By watering the plant everyday and make sure it gets sunlight

- What plant is it, which you have chosen as friend. Write its name.

- Does the plant bear flower, fruit or any vegetable? which one?

- How does the leaves of the plant look? Paste the leaf of your plant here.

- Will you like to give your plant friend a special name?




ACTIVITY -1 Let's Grow your own plant

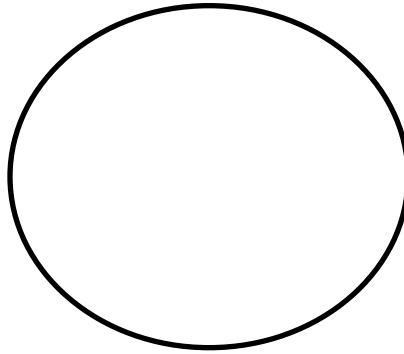
Collect 3 seeds- Ground nut, green gram, peas and watch the video uploaded on ssvk.in for instructions to grow seeds .

- Observe all the 3 seeds every day and draw the growth changes of any one seed among the given three.
- Write the name of seed you selected:-


DAY-1




DAY-2




DAY-3




DAY-4




DAY-5




DAY-6



DAY-7



DAY-8



DAY-9

